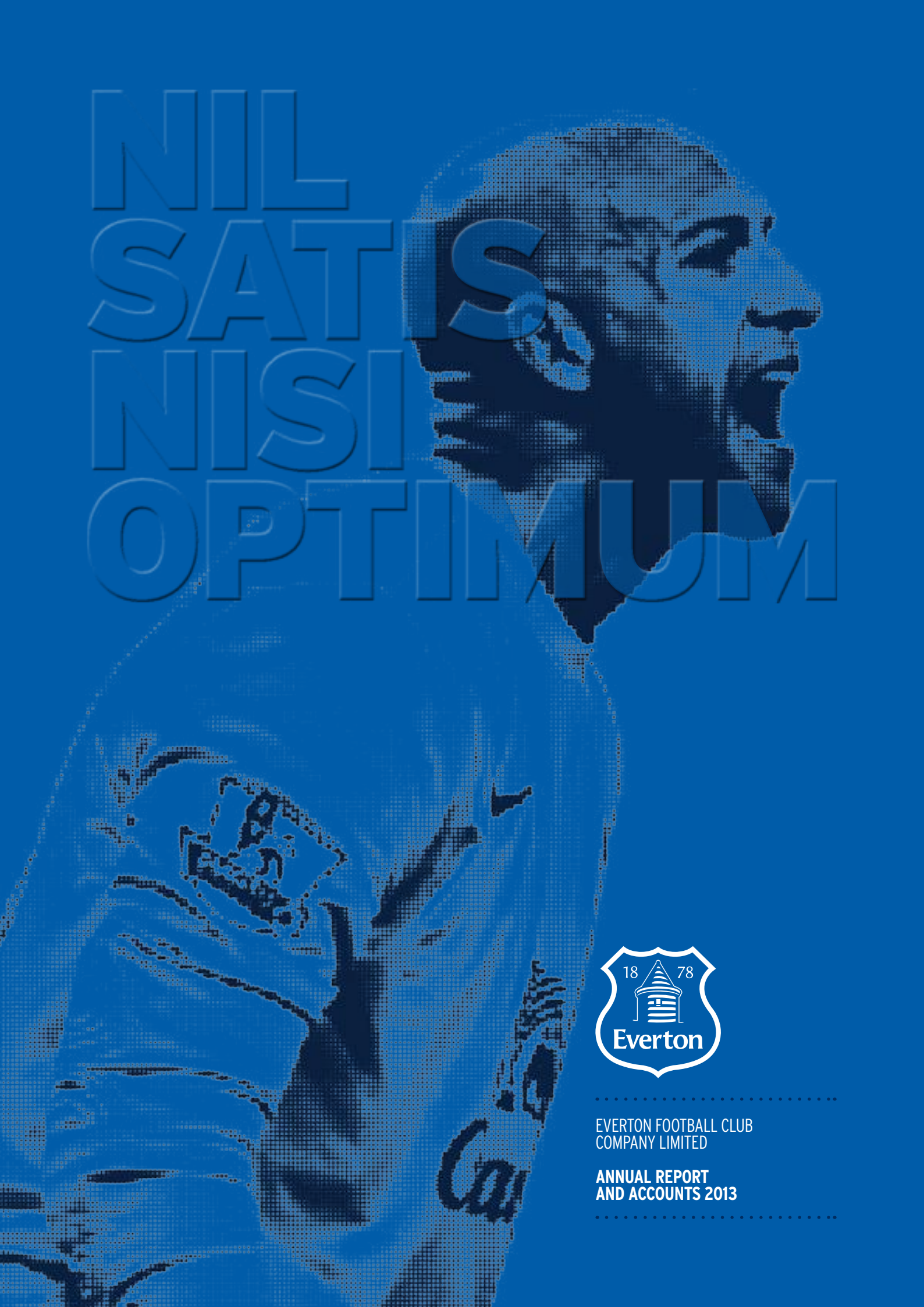

EVERTON FOOTBALL CLUB
COMPANY LIMITED

ANNUAL REPORT AND ACCOUNTS 2013

NIL SATIS NISI OPTIMUM

EVERTON FOOTBALL CLUB
COMPANY LIMITED

**ANNUAL REPORT
AND ACCOUNTS 2013**

01

SECTION .....

WELCOME
EVERTON F

COMPANY LIMITED
ANNUAL REPORT AND ACCOUNTS 2013 .....

DIRECTORS
W Kenwright CBE Chairman
J V Woods Deputy Chairman
R I Earl
Sir P D Carter CBE

CHIEF EXECUTIVE
R Elstone

COMPANY SECRETARY
G Ingles

REGISTERED OFFICE
Goodison Park
Liverpool L4 4EL

COMPANY REGISTRATION NUMBER
36624

AUDITOR
Deloitte LLP
Chartered Accountants
& Statutory Auditor
Horton House
Exchange Flags
Liverpool L2 3PG

BANKERS
Barclays Bank PLC
Liverpool North Group
337/339 Stanley Road
Bootle
Liverpool L20 3EB

REGISTRARS
Capita IRG
The Registry
Northern House
Woodsome Park
Fenay Bridge
Huddersfield
West Yorkshire HD8 0GA

TO
OOTBALL CLUB

02 CHAIRMAN'S STATEMENT P6 - 7

03 SEASON REVIEW P8 - 33

04 FINANCIAL AND COMMERCIAL REVIEW P34 - 39

05 EVERTON IN THE COMMUNITY P40 - 47

06 ACCOUNTS P48 - 73

07 FIRST TEAM STATISTICS P74 - 78

02

SECTION .....

CHAIRMAN STATEMEN

BILL KENWRIGHT .....

I'S
T

Each year, when I sit down to carry out my review of the previous year, I focus on whether our Club is in a better position than it was a year ago. And while we have undoubtedly gone through a period of change, the answer can only be a resounding yes.

On and off the field we continue to push forward on every front, led by the values and ethos that infuse every person and every aspect of the Club's life. It's an absolute truth that everywhere I go and in whatever capacity, I am embraced by people telling me how much they admire Everton Football Club. And not just Evertonians! Simply football supporters who recognise in our Club what football is all about. That respect is based on many things – but the most important one is you, the fan who season after season gives unequivocal support. The Evertonian. Amongst the most loyal in the world.

The squad at the time of writing is definitely one of the most talented and most consistent in our recent history. Yet again, we have challenged the best in the land and beaten most of them. Last season we continued to strengthen our squad by welcoming Kevin Mirallas, Steven Naismith, Bryan Oviedo, young international John Stones, and a returning Steven Pienaar. At the same time we extended the contracts of Leon Osman, Tim Howard, Phil Jagielka, Sylvain Distin and Seamus Coleman. International regulars compete for a place in our starting line-up and we keep them on their toes by introducing a flow of young talent nurtured at Finch Farm. Our much respected Academy has secured the highest grade available following the Premier League's re-vamp and audit of youth football. We have a youth academy admired throughout football.

Last year's statement not surprisingly heralded the achievements of David Moyes. Those achievements were considerable, and although David's departure was an unexpected, and an unwelcome shock, once that conversation with Sir Alex Ferguson had happened, it was inevitable. After several magnificent (and typically Everton) farewells, particularly an emotional final home game at Goodison Park, we said goodbye to a Manager who had served our football club with distinction for over a decade. David Moyes left our Club in a completely different place to where he found it, and all Evertonians owe a debt of gratitude.

The football rollercoaster brings the highest of the highs and the lowest of the lows but who would have thought that out of our deepest trough we would see a glimpse of our future. No one knows better than me the perils of taking anything for granted or tempting fate, but I feel as certain as I can be that we have chosen well – the man who shattered our FA Cup dreams, and then went on to realise one of the most amazing of all FA Cup final victories, is, as you all know, now at our helm.
We should relish being led by a stylish and brave young manager who has immersed himself in our culture, who has learned and already cherishes our history, but who has his sights firmly fixed on our future. Welcome Roberto!

THE EVERTONIAN. AMONGST THE MOST LOYAL IN THE WORLD.

In 2012/13, we also said goodbye to two Everton playing legends. There is little I could say about Tim Cahill and Phil Neville that hasn't already been said. Almost immediately, Tim became what I believed to be "The Spirit" of our magnificent Club. Everton was in his DNA. I know if he had shared the tearful personal goodbye that he did with me with all Evertonians, you would have been as emotional as I was. Phil Neville arrived at Goodison, a boyhood fan of a great club just off the East Lancs Road but he left us a true Blue and a great Everton Captain. Phil will always retain our thanks and respect.

Everton in the Community and now the Everton Free School remain standard bearers on Merseyside and indeed throughout the land. Both of these innovative and resourceful organisations positively impact on the lives of our local community on a daily basis and both continue to gain outstanding recognition through the plethora of awards they receive. I recommend that you take a few minutes to share the pride that everyone at the Club feels, set out on pages 40-47.

We also stood shoulder to shoulder with our friends from across Stanley Park in their fight for justice for the victims of the Hillsborough disaster, and in our End of Season Awards we saluted the Hillsborough Family Support Group as its search for the truth finally journeyed towards a true and proper outcome. On occasions like this we are not just Everton – we are Merseyside.

Our partners share our values and provide invaluable support. I would like to thank them all and celebrate, in particular, our ten-year relationship with our friends at ThaiBev (Chang). I would also like to thank the entire staff at Goodison Park, and at Finch Farm, for the extraordinary way that they commit themselves on every level to serving this football club. I have to mention Robert Elstone for his tireless quest to make all things better and while it's always dangerous for a Chairman to mention any names (as inevitably it is impossible to mention ALL!), to see the likes of Stubbsy and Duncan still wearing the Everton blue with pride (albeit largely in tracksuits these days!) does my blue heart, and yours, I'm sure, a power of good!

Finally, our relationship with our most important partner, you, the Evertonian, provides the team with the unconditional and unbridled support that makes Goodison such a formidable place for opposing teams. Our support on away days is unique and inspiring. I promise you, home Directors stand in awe at the blue and white fanatics in their away end. The armchair or the pub is never an option. The wind and rain never a deterrent. It is difficult to quantify how many points our team win simply due to our support. I think it is a lot.

So – after a season where we not only maintained a top seven position across the entire 38 games, but were also Champions League place contenders well into April, we look forward to the year ahead with a sense of new beginnings and possibilities. The emergence of a new style, under a very impressive new Manager has lifted spirits across the Club and I know Evertonians love it.

We're making progress, we're optimistic about what lies ahead, but we're undeterred in our search to find the person, or institution with the finance to catapult us even further forward. No one underestimates the investment needed to take us to the next level. No one, least of all me, is underestimating the need to find that investment. Again – I promise we will. Until then, Everton Football Club will be the major part of my life, and I will do everything I can to support each and every one of us to get to where we belong.

Bill Kenwright

03

SECTION .....

SEASON R 2012-13

A SEASON 'JAM-PACKED' WITH MEMORABLE MOMENTS AND TOP FOUR PERFORMANCES.



EVIEW

NEW BOYS SIGN IN

SEASON REVIEW 2012-13

The summer of 2012 brought three new internationals to Goodison Park. Kevin Mirallas became the latest talent from Belgium to grace the Premier League, Scotland's Steven Naismith arrived with a proven goalscoring pedigree for club and country and Bryan Oviedo is an established performer with Costa Rica.

REMEMBE THE 96

SEASON REVIEW 2012-13

Ever since the Hillsborough tragedy back in April 1989, Evertonians have stood shoulder-to-shoulder with our friends from across Stanley Park in their fight for justice. When the new Public Inquiry was announced, football supporters from across the country joined in Liverpool Football Club's celebrations. The Everton tribute was poignant, powerful and helped launch a Christmas Number 1 hit record.

RING

MAKE THE DAY

SEASON REVIEW 2012-13

Tim Howard gave lifelong Evertonian Owen Fennell-Rutherford the surprise of his life when he turned up at his house with a free Season Ticket for the 2012/13 season! The Blues American goalkeeper was the first player to take part in our 'Make Their Day' series that rewarded loyal supporters, nominated by friends and family, with a free seat for every Goodison game.

IR

OFF TO A FLYER!

SEASON REVIEW 2012-13

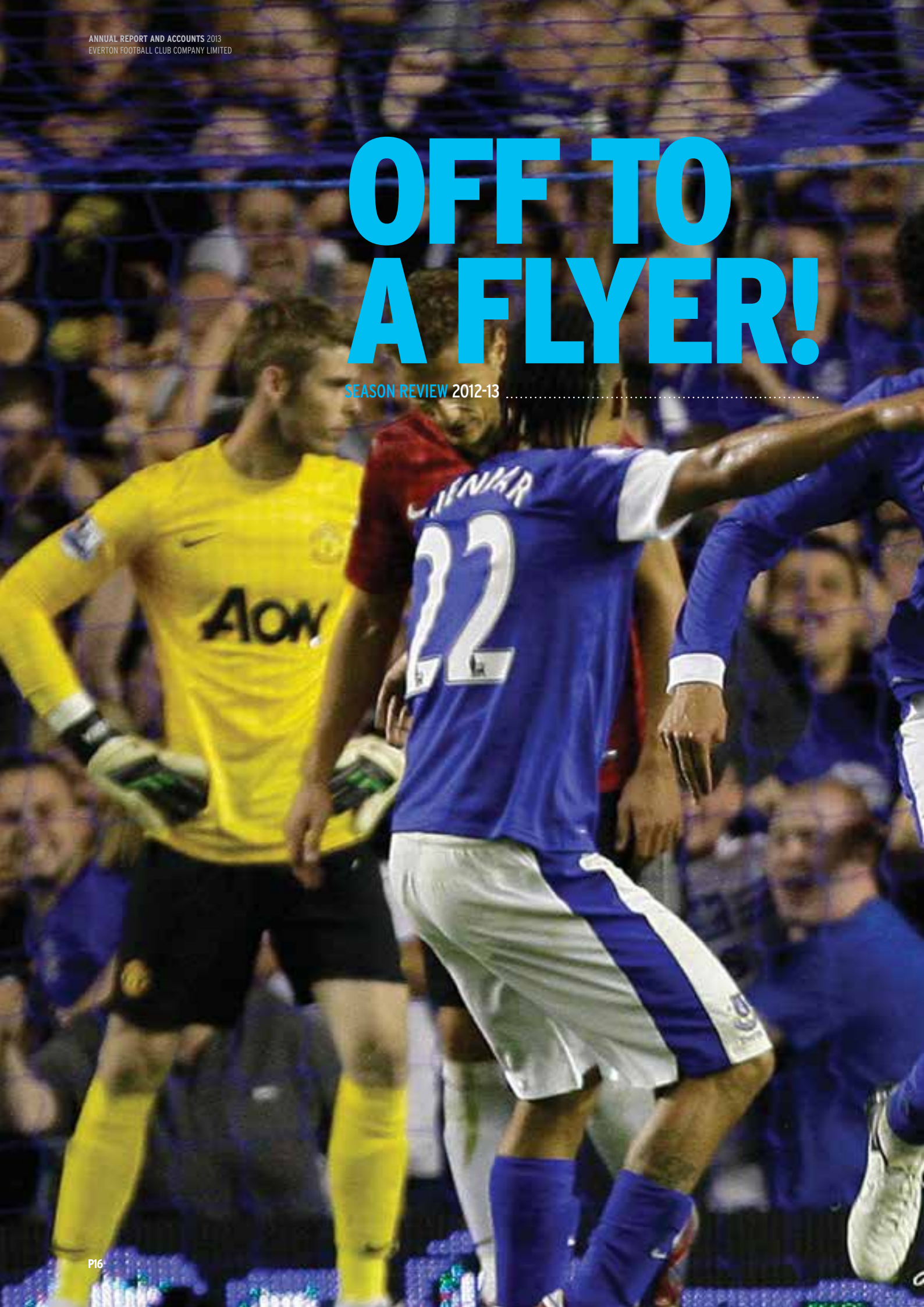

The Premier League fixture computer handed Everton an opening day clash with Manchester United at Goodison Park. The Blues rose magnificently to the occasion and dominated a fine game that was settled by a second-half header from Man of the Match Marouane Fellaini.

BLUES SIN SLICKERS

SEASON REVIEW 2012-13

Manchester City were the reigning Premier League champions when they came to Goodison in March but once again they came unstuck against 10-men Everton. Leon Osman smashed home a wonderful opener and then Nikica Jelavic rounded things off in the last minute to complete another memorable afternoon.

K CITY
NASRI
8

WHAT A FINISH

SEASON REVIEW 2012-13

Goodison Park had never seen anything like it! Tottenham led 1-0 as the fourth official raised the added time board but by the time the referee blew the final whistle Everton had turned things around to take all three points. A header from Steven Pienaar and a precise finish from Nikica Jelavic sent a disbelieving Goodison into raptures.

TURN THE CITY BLUE

SEASON REVIEW 2012-13

A Christmas campaign to 'Turn the City Blue' by illuminating key landmarks across the city captured the imagination of Evertonians.

GOODISON RESPECTS

SEASON REVIEW 2012-13

Supporters at Goodison Park stood in dignified silence before the last home fixture of the calendar year as they remembered the Evertonians lost in 2012.

WHEN HIB SCORES...

SEASON REVIEW 2012-13

BERT

We'd waited such a long time for it, but when Tony Hibbert finally found the back of the net it was a sweetly struck shot from 20 yards, at the Gwladys Street end, in his testimonial! When Hibbo scores, we riot!

ONE LAST TIME

SEASON REVIEW 2012-13

The final home match of the 2012-13 season gave the Evertonians an opportunity to say goodbye to three men who had contributed so much to the Club over the last decade or so. David Moyes, Phil Neville and Tim Cahill took centre stage on an emotional afternoon.

END OF SE
AWARDS E

SEASON REVIEW 2012-13

ASON VENING

St George's Hall was once again the magnificent venue for the Annual Everton End of Season Awards. Among those honoured in May 2013 were Leighton Baines (Player and Players' Player of the Year), Ross Barkley (Young Player of the Year), Kevin Mirallas (Goal of the Season), Derek Temple (Everton Giant) and Phil Neville (Howard Kendall Award).

GONE BUT FORGOTTE

SEASON REVIEW 2012-13

NOT
N

Don Donovan (23 December 1929 – 26 September 2013)
Mick Buckley (4 November 1953 – 7 October 2013)
Dave Hickson (30 October 1929 – 8 July 2013)
Jimmy Tansey (29 January 1929 – 7 July 2012)

04

SECTION .....

FINANCIAL COMMERCI REVIEW

AND
AL

FINANCIAL REVIEW

2012-13

	2013	2012
LEAGUE POSITION	6th	7th
AVERAGE LEAGUE ATTENDANCE	36,356	33,208
REVENUE	£86.4m	£80.5m
WAGES/TURNOVER RATIO	73%	79%
OPERATING PROFIT / (LOSS) BEFORE PLAYER TRADING	£0.7m	(£6.4m)
PROFIT / (LOSS) AFTER TAX	£1.6m	(£9.1m)
NET ASSETS/ (LIABILITIES)	(£42.7m)	(£44.3m)
NET DEBT	(£45.3m)	(£46.0m)

TRADING PERFORMANCE

The Club's sixth place finish in the Premier League in 2012/13 was matched by average league attendances increasing from 33,208 in 2011/12 to 36,356 in 2012/13, a return to the previous attendance levels achieved between 2004/05 and 2010/11. These attendances have contributed to gate receipts increasing by £0.7m to £17.5m in 2013.

Underpinning the increase in gate receipts was a successful season ticket campaign. In 2012/13, the Club secured almost 24,000 season ticket holders and 2,000 more than in 2011/12, with many young fans enjoying the exceptional value for money offered by the Club's £95 season ticket for junior school children. This price means an adult and child can enjoy Premier League action for under £30 per game underlining the Club's ongoing commitment to affordable pricing and future generations.

The Club's sponsorship, advertising and merchandising revenue has also increased from £7.1m in 2012 to £7.6m in 2013 due to the long term support of key partners such as Chang, Kitbag and Nike. The increase in other commercial activities revenue from £3.0m in 2012 to £4.4m in 2013 is due to receipts from UEFA for players who participated in the European 2012 Championships and solidarity payments.

The sixth place finish in the Premier League (2012: seventh place finish) and a significant increase in live televised Premier League matches with 14 involving Everton (2012: 9 live matches) improved broadcasting receipts to £55.7m (2012: £52.8m). In 2012/13 Everton received the seventh highest Premier League broadcasting distribution (eighth in 2011/12).

With all revenue sources increasing in 2013, the Club has achieved record total turnover of £86.4m (2012: £80.5m), representing an increase of 7% on the prior year and primarily reflecting the improved Premier League finishing position, increased televised games and a rise in average league attendances.

The increase in turnover enabled continued investment in the playing squad, including new contracts for Leon Osman, Tim Howard, Phil Jagielka, Seamus Coleman, and Sylvain Distin, in addition to the purchases of Steven Pienaar, Kevin Mirallas, Steven Naismith, Bryan Oviedo and John Stones. Staff costs have fallen by 1% to £63.0m (2012: £63.4m). This reduction in wages is further reflected in the Club's percentage of turnover reducing to 73%, although when comparing to other clubs outsourced revenues should be added back (retail and catering).

The continual search for operational efficiencies delivered cost savings within the business and resulted in other operating expenses falling by £0.9m in the year to £21.8m (2012: £22.7m).

As a result of the key factors outlined above, the Club recorded an operating profit for the year before player trading of £0.7m (2012: loss of £6.4m). The inclusion of the amortisation of players' registrations of £10.6m (2012: £12.9m), and profit on disposal of player registrations of £15.6m (2012: £14.1m), gives a profit before interest and taxation of £5.8m compared to a loss of £5.1m in 2012. With the incorporation of the annual net interest charge of £4.2m (2012: £4.0m), principally arising from the servicing of the securitised debt and the bank overdraft, as well as interest receivable, the results for the year present a pre-tax profit of £1.6m, significantly improved from the loss of £9.1m in 2012.

BALANCE SHEET AND FUNDING

As a result of the above trading, the balance sheet shows an improved net liability position of £42.7m (2012: £44.3m). However, it should be noted that the balance sheet contains £9.8m of deferred income in relation to advance season ticket and lounge membership sales which will be released to the profit and loss as games are played during the 2013/14 season, hence will not require repayment. In addition, £17.4m of borrowings are not repayable for more than five years.

Furthermore it is important to note that the intangible assets value of £29.6m represents the value paid to acquire players' registrations less annual amortisation amounts. This does not reflect the true value of the playing squad and attributes little value in respect of home grown players such as Leon Osman, Ross Barkley and Tony Hibbert.

Cash inflow from operating activities was £3.7m (2012: outflow of £7.2m). After net payments for interest of £4.0m, net receipts on player transfers and capital expenditure and net cash inflows from financing of £9.0m, the increase in cash for the year was £8.7m (2012: decrease of £1.9m).

The Club's net debt position reduced slightly from £46.0m to £45.3m in 2013 despite the continued investment in the playing squad. The net debt of the Club has averaged £44m over the last 5 years and is considered to be well managed with the Club benefitting from the continued support of long-standing lenders.

COMMERCI REVIEW

2012-13

AL

THE BUILDING CONTINUES

The 2012/13 Season proved to be one of consolidation in some areas and much welcomed growth in others but our aim remains to grow commercial revenues based on the week-in, week-out, consistent delivery of partner objectives.

We worked hard to deliver the 'Everton experience' and a great first year for a number of new partners. Our existing partners already know what that means and endorsing our efforts, we were pleased to secure long-term renewals on improved commercial terms. In the first of a two-year arrangement in conjunction with the Club's retail partner, Kitbag, Nike completed a significant refurbishment of Everton Two in Liverpool One, complementing that with the launch of three technically advanced kits and co-branded training wear which was also made available in Nike's city centre store.

Overseas betting partner, Dafabet, and StubHub, a subsidiary of eBay and the world's largest secondary ticketing marketplace, both began multi-year deals, the latter of which enables the Club's season ticket holders to resell their seat in a controlled secure environment for any match they're unable to attend. And both Trinity Mirror and Sportfive began the first of five year renewals respectively as the Club's publishing and pitchside LED advertising signage partners.

Halewood International in the form of Crabbie's, gaming pioneers EA Sports, national betting partner Paddy Power and matchday betting partner Bwin all enjoyed a second successful year of their partnerships; and Thomas Cook Sport continued to benefit from being the Club's exclusive travel partner.

The most valuable of our partnerships is the one which adorns the front of our royal blue jerseys, and ThaiBev via its Chang Beer brand enjoyed a ninth season as the Shirt Sponsor, the longest such deal in the Premier League. The 2013/14 Season will see ThaiBev complete a decade as the Club's main partner, and it is a special relationship that has helped shape the image of Chang Beer globally and provided the Club with a significant following in SE Asia. It is also one which undoubtedly furthers our efforts in trying to secure geographical opportunities as we compete with others for investment.

COMMITMENT TO THE COMMON CAUSE

Everton's commitment to its supporters is both well documented and a source of tangible pride to those fortunate to work for, with and on behalf of the Club. In an austere era when there's a plethora of leisure interests all vying for our hard earned cash and other means of enjoying football, we value those supporters who unconditionally make the pilgrimage to Goodison, and indeed follow the Club the length and breadth of the country.

Following on from the hugely successful season ticket campaign for the 2012/13 Season which saw a 6.4% year on year increase in season ticket holders including more than 1,500 junior school children take advantage of the introduction of a £95 offer, we've enjoyed a further 2.3% year on year increase for 2013/14 season ticket holders.

Every age category saw improved numbers but of particular significance is the fact that for the 2013/14 Season, junior school season tickets have increased by a further 8.4%. Sales of half-season tickets more than doubled in 2012/13; and the Club's membership scheme FOREVERTON was launched in July 2012, proving to be a huge success with over 4,500 taking advantage of its benefits.

As for Corporate Membership, we continue to hover above the 1,000 seasonal members mark but readily admit that although there's a seemingly nationwide downturn in the hospitality sector, this is one area where we need to focus our attention of increasing both seasonal and matchday numbers.

05

SECTION

EVERTON I COMMUNIT

EVERTON'S WORK IN THE COMMUNITY ALLOWS US TO STAND OUT FROM THE REST AND TELL THE WORLD WHAT OUR CLUB IS ALL ABOUT. WE'RE PROUD TO MAINTAIN OUR PIONEERING TRADITIONS THROUGH OUR BRAVE AND INNOVATIVE WORK.

N THE
TY

25 YEARS COMMUNIT SUCCESS

EVERTON IN THE COMMUNITY 2012-13

The campaign saw the charity celebrate 25 years in existence and realise some truly remarkable and historic achievements, to firmly establish Everton on the world stage of community sports development.

In September 2012, Everton in the Community became the first charity affiliated to a Premier League club to open a Free School. The decision to apply to open a Free School was taken by the charity's trustees and chief executive, Dr Denise Barrett-Baxendale, as the next step in the development and expansion of Everton's community and education provision.

OF
Y

Everton Free School supports vulnerable and underprivileged young people aged 14-19 who do not currently attend school or are at risk of being excluded from school due to challenging personal circumstances, helping them to achieve recognised qualifications and improve their employability.

In 2012, a groundbreaking five-year programme called 'Safe Hands' was also launched to help up to 150 young offenders aged between 15 and 21, both male and female, get back on their feet and into training, employment or further education, thereby lessening the risk of them re-offending.

In little over a year, Safe Hands can already boast tangible and impactful success. Indeed, a staggering 75 per cent of participants avoided re-offending within 12 months of their release from custody, dwarfing the national figure of just 26 per cent.

The programme had initially been set a target to prevent 52 per cent of participants re-offending within 12 months of release and if the scheme continues at its current rate it will save the taxpayer an estimated £52million by 2017. The unique approach of Safe Hands in supporting young offenders is attracting much attention, including interest from the Ministry of Justice. The project, which is funded by the Big National Lottery Fund, provides upwards of 20 hours of bespoke themed workshops and accredited education and training opportunities per week, catering for participant's individual needs and interests.

An overwhelming 90 per cent of the young people on the programme have demonstrated a measurable increase in confidence, self-esteem and optimism about their future, with 83 per cent achieving a range of accredited qualifications, allowing them to venture back into education, training or employment. Last season, the charity also achieved staggering success across all of its other programmes. Building on the success of its mental health programme, 'Imagine Your Goals', Everton in the Community led on another critical programme specifically aimed at ex-military personnel. 'Inside Right' is currently helping a large group of ex-servicemen and women deal with a range of mental health issues and integrate back into their local communities.

Social Return On Investment (SROI) analysis of Everton's mental health programmes by PWC, estimated the charity has created a SROI ratio of approximately 1:3.16. That means that for every £1 of input, Everton in the Community makes a social contribution worth £3.16, demonstrating the significant benefits the programmes deliver to their participants and the wider community.

Elsewhere, in what was an Olympic year, Everton's Disability Programme helped to prepare two ParalympicsGB athletes for London 2012, as George Fletcher of the cerebral palsy football team and Roy Turnham of the blind football team shone on the world stage.

These wonderful achievements would not have been possible if it were not for the hard work, dedication and expertise of the Everton in the Community staff who strive to make a difference seven days a week, 365 days a year.

Their impact has helped the charity to achieve local, national and international recognition for its work, including Professional Club Community Programme of the Year at the Sport and Recreation Alliance's Community Sport and Recreation Awards. This prestigious ceremony was held at St James's Palace, London, with the award being presented personally by His Royal Highness, The Earl of Wessex.

In the past 12 months, Everton in the Community has also won Best Club Community Scheme at the Football Business Awards, best in category for Health Improvement and Promotion at the Military and Civilian Partnership Awards and Large Charity of the Year at the Social Impact Awards.

The efficacy of the charity's work has also attracted the attention of many officials, from police chiefs to government officers. Last season, Everton in the Community was the talk of Westminster, with a number of Members of Parliament - among them Simon Hughes MP, Deputy Leader of the Liberal Democrats - requesting a visit to Goodison Park to learn what Everton has been doing to make a difference on issues as diverse as education, returning veterans, inspiring the leaders of tomorrow and health – matters discussed daily in parliament.

Everton in the Community is flattered by this attention, recognition and the awards, but will not rest on its laurels. The charity will continue to strive to develop more life-changing programmes to help those in the local community with a significant need.

Lastly, to celebrate its 25th anniversary, Everton in the Community launched its most ambitious fundraising campaign to date, setting out to raise £1million to help more vulnerable and underprivileged people on Merseyside - for the next 25 years and beyond.

Everton in the Community was established on 1 February 1988 and over the last quarter of a century it has grown to be one of the most-well respected and pioneering sporting charities in the UK. The charity has been at the forefront of its game, challenging health and social issues, including anti-social behaviour, disability, mental health and education ever since.

Everton in the Community asked 40,000 supporters, the capacity of Goodison Park, to each raise just £25 to help achieve the target of £1million.

To raise this amount, the charity undertook a high-intensity, high-profile fundraising campaign, working with the Club, its partners and, of course, its fans.

Initiatives of note have included the launch of the Premier League's first ever female focused calendar, '12 Shades of Blue', which raised over £32,000 and a day of dedicated 25th anniversary activity for the league meeting with Aston Villa on 2 February 2013.

Everton in the Community has been overwhelmed by the kindness and support it has received during the campaign, not just from Evertonians, but from football fans, individuals and companies across the world, all wanting to back the magnificent work it delivers.

The campaign will officially finish on 31 December 2013 and Everton in the Community is well on its way to realising the £1million target that will cement the charity's future for many years to come.

Thanks to this remarkable year, Everton in the Community has and will continue to make Evertonians proud to be Blue!

SAMBA BEATS

EVERTON IN THE COMMUNITY 2012-13 .....

Everton v Aston Villa at Goodison Park in February was preceded by some Brazilian-style entertainment! A samba band drummed its way down Goodison Road as part of the Everton in the Community 25th anniversary celebrations.

12 SHADES OF BLUE

EVERTON IN THE COMMUNITY 2012-13

The Club's official charity, Everton in the Community, launched a calendar with a difference for 2013. Members of the Everton first-team squad adorned every page but they weren't in traditional football outfits...12 Shades of Blue was most definitely a product for the ladies!

community
anniversary
GET INVOLVED
IN THE CLUB'S
BIGGEST CHARITABL
CAMPAIGN TO DATE
40,000 supporters, each raise £25 = £1
generated fo the Community
VELLIOS
27
2 FOR
£10
m, call
60
m

06 ACCOUNTS

SECTION

2013

DIRECTORS REPORT

2012-13

THE DIRECTORS PRESENT THEIR REPORT AND THE AUDITED FINANCIAL STATEMENTS OF THE GROUP AND COMPANY FOR THE YEAR ENDED 31ST MAY 2013.

PRINCIPAL ACTIVITY

The principal activity of the Group continues to be that of a professional football club. The Group has continued to develop the Everton brand and associated media rights.

REVIEW OF BUSINESS

The results of the year's trading are shown on page 54 of the financial statements. A detailed review of the Group's business, key performance indicators including wages to turnover ratio and operating profit before player trading, an indication of the likely future developments, and the risks and uncertainties facing the Group are contained in the Chairman's Statement and the reviews set out on pages 6 to 47.

DIVIDEND TRANSFERS TO/FROM RESERVES

The profit for the year amounted to £1.6m (2012: loss of £9.1m), which have been transferred to (2012: from) reserves. The Directors are not able to recommend the payment of a dividend (2012: £nil).

POST BALANCE SHEET EVENTS

A description of the material aspects of these events can be found in note 24 to the accounts.

DIRECTORS

The Directors in office during the year and their beneficial interests in the share capital of the Company at the end of the financial year, and of the previous financial year, were as follows:

NUMBER OF SHARES		
31 MAY 2013	31 MAY 2012	
9,044	9,044	**W KENWRIGHT CBE**
6,622	6,622	**J V WOODS**
8,146	8,146	**R I EARL**
714	714	**SIR P D CARTER CBE**

DIRECTORS' RESPONSIBILITIES STATEMENT

The Directors are responsible for preparing the Annual Report and the financial statements in accordance with applicable law and regulations. Company law requires the directors to prepare financial statements for each financial year. Under that law the directors have elected to prepare the financial statements in accordance with United Kingdom Generally Accepted Accounting Practice (United Kingdom Accounting Standards and applicable law). Under company law the directors must not approve the accounts unless they are satisfied that they give a true and fair view of the state of affairs of the Company and of the profit or loss of the Company for that period. In preparing these financial statements, the Directors are required to:

- select suitable accounting policies and then apply them consistently;
- make judgments and accounting estimates that are reasonable and prudent;
- state whether applicable UK Accounting Standards have been followed, subject to any material departures disclosed and explained in the financial statements; and

- prepare the financial statements on the going concern basis unless it is inappropriate to presume that the company will continue in business.

The Directors are responsible for keeping adequate accounting records that are sufficient to show and explain the Company's transactions and disclose with reasonable accuracy at any time the financial position of the Company and enable them to ensure that the financial statements comply with the Companies Act 2006. They are also responsible for safeguarding the assets of the Company and hence for taking reasonable steps for the prevention and detection of fraud and other irregularities. The Directors are responsible for the maintenance and integrity of the corporate and financial information included on the Company's website. Legislation in the United Kingdom governing the preparation and dissemination of financial statements may differ from legislation in other jurisdictions.

RISK AND UNCERTAINTIES

In addition to the risks addressed within the Financial Review, in ensuring that the Group has sufficient liquid resources to meet its liabilities as they fall due the Directors have reviewed in detail the business' cash flow projections. As disclosed in note 1, the Group meets its day to day working capital requirements through an overdraft facility and a bank loan. Additionally, because of the predictable nature of football club revenue streams, the Group has obtained further funding post year end through the securitisation of future guaranteed revenues, as is common industry practice, and as it has done in the past. This funding replaced an existing loan and is repayable in August 2014. Based on ongoing dialogue with the existing and potential funders, the Directors are confident that this facility will be replaced by an equivalent facility on repayment.

The Group's current overdraft facility and bank loan expire on 31 July 2014. The timing of the expiry of the current facilities on 31 July 2014 allows the Group's bankers and the Directors to agree appropriate facilities for the following season based on performance in the 2013/14 Premier League season and reflect activities, including the Group's player trading activity in the January 2014 transfer window and the start of the summer 2014 transfer window.

The Directors have worked closely with the bank throughout the year and based on discussions with the bank believe that it is the bank's current intention to renew the facility agreements or put in place arrangements to provide similar facilities for the following season, in each case subject to review at the end of the current football season with the knowledge of the level of player trading over the period and with the amount and terms to be negotiated at the appropriate time. The Directors acknowledge the need for further discussion and agreement with the bank, thereby giving rise to a degree of uncertainty on the final outcome regarding bank funding. However, the Directors consider discussions with the bank to be of appropriate comfort to them in the circumstances. In particular, the Directors consider it to be common practice for many Premier League football clubs for the exact level and terms of the facility to be reviewed at the end of each football season. Based on the ongoing dialogue with the bank, the Directors are confident that the current facilities will be renewed at a similar level, or replaced by equivalent facilities, for the 2014/15 Premier League season.

The Group's trading projections show that it has a reasonable expectation of staying within its currently available, and future anticipated, finance facilities, including the overdraft and bank loan facilities and the available agreed securitisation facilities against future revenues referred to above, for at least 12 months from the date of signing of these accounts. In preparing these trading projections, a number of additional inherent uncertainties have been identified; notably on-field performance and the resultant reduction in the Premier League domestic broadcasting merit award payment and the level of player trading.

The Directors have considered the uncertainty surrounding the renewal of the facilities and other inherent uncertainties and, in the event that they would be required, have identified a number of potential mitigating actions to manage any resulting forecast shortfall against current facilities including the ability within the industry to securitise additional future guaranteed revenues and flexibility around player trading.

Based on the mitigating actions referred to above and the comfort obtained from their bankers, the Directors have a reasonable expectation that the Group will have adequate resources to continue in operational existence for the foreseeable future. Accordingly they adopt the going concern basis in preparing the Annual Report and Accounts.

EMPLOYMENT POLICIES

The Group's employment policies are designed to retain and motivate staff at all levels. Staff are, within the bounds of commercial confidentiality, kept informed of matters that affect the current performance and future prospects of the Group and are of interest to them as employees.

The Group operates an equal opportunities policy to ensure that no member of staff or job applicant receives less favourable treatment on the grounds of gender, race, ethnic origin, age or disability.

Every possible step will be taken to ensure that individuals are treated equally and fairly and that decisions on recruitment, selection, training, promotion and career management are based solely on objective and job-related criteria.

When recruiting and retaining disabled employees, the Group will be guided by the principles and duties set out in the Disability Discrimination Act and its associated Codes of Practice.

AUDITOR

Each of the persons who is a Director at the date of approval of this report confirms that:

- so far as the Director is aware, there is no relevant audit information of which the Company's auditor is unaware; and
- the Director has taken all the steps that he ought to have taken as a Director in order to make himself aware of any relevant audit information and to establish that the Company's auditor is aware of that information.

This confirmation is given and should be interpreted in accordance with the provisions of s418 of the Companies Act 2006. Deloitte have indicated their willingness to be reappointed for another term and appropriate arrangements have been put in place for them to be deemed reappointed auditor in the absence of an Annual General Meeting.

Approved by the Board on 30 December 2013 and signed on its behalf by:

G Ingles
Company Secretary

INDEPEND AUDITOR'S REPORT

2012-13

ENT

INDEPENDENT AUDITOR'S REPORT TO THE MEMBERS OF EVERTON FOOTBALL CLUB COMPANY LIMITED

We have audited the financial statements of Everton Football Club Company Limited for the year ended 31 May 2013 which comprise the consolidated profit and loss account, the consolidated statement of total recognised gains and losses, the Group and Company balance sheets, the consolidated cash flow statement and the related notes 1 to 26. The financial reporting framework that has been applied in their preparation is applicable law and United Kingdom Accounting Standards (United Kingdom Generally Accepted Accounting Practice).

This report is made solely to the company's members, as a body, in accordance with Chapter 3 of Part 16 of the Companies Act 2006. Our audit work has been undertaken so that we might state to the company's members those matters we are required to state to them in an auditor's report and for no other purpose. To the fullest extent permitted by law, we do not accept or assume responsibility to anyone other than the company and the company's members as a body, for our audit work, for this report, or for the opinions we have formed.

RESPECTIVE RESPONSIBILITIES OF DIRECTORS AND AUDITOR

As explained more fully in the Directors' Responsibilities Statement, the directors are responsible for the preparation of the financial statements and for being satisfied that they give a true and fair view. Our responsibility is to audit and express an opinion on the financial statements in accordance with applicable law and International Standards on Auditing (UK and Ireland). Those standards require us to comply with the Auditing Practices Board's Ethical Standards for Auditors.

SCOPE OF THE AUDIT OF THE FINANCIAL STATEMENTS

An audit involves obtaining evidence about the amounts and disclosures in the financial statements sufficient to give reasonable assurance that the financial statements are free from material misstatement, whether caused by fraud or error. This includes an assessment of: whether the accounting policies are appropriate to the group's and parent company's circumstances and have been consistently applied and adequately disclosed; the reasonableness of significant accounting estimates made by the directors; and the overall presentation of the financial statements. In addition, we read all the financial and non-financial information in the annual report to identify material inconsistencies with the audited financial statements. If we become aware of any apparent material misstatements or inconsistencies we consider the implications for our reports

OPINION ON FINANCIAL STATEMENTS

In our opinion the financial statements:

- give a true and fair view of the state of the Group's and the Company's affairs as at 31st May 2013 and of the Group's profit for the year then ended;
- have been properly prepared in accordance with United Kingdom Generally Accepted Accounting Practice; and
- have been prepared in accordance with the requirements of the Companies Act 2006.

OPINION ON OTHER MATTERS PRESCRIBED BY THE COMPANIES ACT 2006

In our opinion the information: given in the Directors' Report for the financial year for which the financial statements are prepared is consistent with the financial statements.

MATTERS ON WHICH WE ARE REQUIRED TO REPORT BY EXCEPTION

We have nothing to report in respect of the following matters where the Companies Act 2006 requires us to report to you if, in our opinion:

- adequate accounting records have not been kept, or returns adequate for our audit have not been received from branches not visited by us; or
- the financial statements are not in agreement with the accounting records and returns; or
- certain disclosures of directors' remuneration specified by law are not made; or
- we have not received all the information and explanations we require for our audit.

Damian Sanders (Senior Statutory Auditor)
for and on behalf of Deloitte LLP
Chartered Accountants
and Statutory Auditor
Liverpool, United Kingdom
30 December 2013

CONSOLIDATED PROFIT AND LOSS

ACCOUNT FOR THE YEAR ENDED 31 MAY 2013

		2013			2012
		OPERATIONS EXCLUDING PLAYER TRADING	PLAYER TRADING	TOTAL	TOTAL
	NOTES	£'000	£'000	£'000	£'000
TURNOVER	**1,2**	**86,397**	**-**	**86,397**	**80,531**
OPERATING EXPENSES	3	(85,678)	(10,570)	(96,248)	(99,785)
OPERATING PROFIT / (LOSS)	**4**	**719**	**(10,570)**	**(9,851)**	**(19,254)**
PROFIT ON DISPOSAL OF PLAYERS' REGISTRATIONS		-	15,617	15,617	14,141
PROFIT ON DISPOSAL OF TANGIBLE FIXED ASSETS		13	-	13	-
PROFIT / (LOSS) BEFORE INTEREST AND TAXATION		**732**	**5,047**	**5,779**	**(5,113)**
INTEREST RECEIVABLE AND SIMILAR INCOME	5			23	112
INTEREST PAYABLE AND SIMILAR CHARGES	6			(4,205)	(4,105)
PROFIT / (LOSS) ON ORDINARY ACTIVITIES BEFORE TAXATION				**1,597**	**(9,106)**
TAX ON PROFIT / (LOSS) ON ORDINARY ACTIVITIES	8			-	-
PROFIT / (LOSS) AFTER TAXATION FOR THE YEAR TRANSFERRED FROM RESERVES	**19,20**			**1,597**	**(9,106)**

All the above amounts derive from continuing operations.

There are no recognised gains and losses for the year ended 31st May 2013 and the prior year other than as stated in the profit and loss account, accordingly no separate consolidated statement of total recognised gains and losses is given.

GROUP BALANCE SHEET

AT 31 MAY 2013

	NOTES	2013 £'000	2013 £'000	2012 £'000	2012 £'000
FIXED ASSETS					
INTANGIBLE ASSETS	10		29,601		23,927
TANGIBLE ASSETS	11		6,228		6,394
			35,829		**30,321**
CURRENT ASSETS					
DEBTORS	14	9,840		8,056	
INVESTMENTS	12	2,767		2,767	
		12,607		**10,823**	
CREDITORS - AMOUNTS FALLING DUE WITHIN ONE YEAR	15	(58,422)		(57,166)	
NET CURRENT LIABILITIES			**(45,815)**		**(46,343)**
TOTAL ASSETS LESS CURRENT LIABILITIES			**(9,986)**		**(16,022)**
CREDITORS - AMOUNTS FALLING DUE AFTER MORE THAN ONE YEAR	16		(31,702)		(27,176)
PROVISION FOR LIABILITIES	17		(1,008)		(1,095)
NET LIABILITIES			**(42,696)**		**(44,293)**
CAPITAL AND RESERVES					
CALLED UP SHARE CAPITAL	18		35		35
SHARE PREMIUM ACCOUNT	19		24,968		24,968
REVALUATION RESERVE	19		3,049		3,049
PROFIT AND LOSS ACCOUNT - DEFICIT	19		(70,748)		(72,345)
SHAREHOLDERS' DEFICIT	**20**		**(42,696)**		**(44,293)**

The financial statements of the Everton Football Club Company Limited, registered number 36624, were approved by the Board on the 30 December 2013 and signed on its behalf by

W Kenwright CBE
Director

COMPANY BALANCE SHEET

AT 31 MAY 2013

	NOTES	2013 £'000	2013 £'000	2012 £'000	2012 £'000
FIXED ASSETS					
INTANGIBLE ASSETS	10		29,601		23,927
TANGIBLE ASSETS	11		1,183		1,104
INVESTMENTS	12		-		-
			30,784		**25,031**
CURRENT ASSETS					
DEBTORS	14	9,674		7,381	
		9,674		**7,381**	
CREDITORS - AMOUNTS FALLING DUE WITHIN ONE YEAR	15	(71,680)		(70,643)	
NET CURRENT LIABILITIES			**(62,006)**		**(63,262)**
TOTAL ASSETS LESS CURRENT LIABILITIES			**(31,222)**		**(38,231)**
CREDITORS - AMOUNTS FALLING DUE AFTER MORE THAN ONE YEAR	16		(8,912)		(3,414)
PROVISION FOR LIABILITIES	17		(1,008)		(1,095)
NET LIABILITIES			**(41,142)**		**(42,740)**
CAPITAL AND RESERVES					
CALLED UP SHARE CAPITAL	18		35		35
SHARE PREMIUM ACCOUNT	19		24,968		24,968
REVALUATION RESERVE	19		1,165		1,165
PROFIT AND LOSS ACCOUNT - DEFICIT	19		(67,310)		(68,908)
SHAREHOLDERS' DEFICIT			**(41,142)**		**(42,740)**

The financial statements of the Everton Football Club Company Limited, registered number 36624, were approved by the Board on the 30 December 2013 and signed on its behalf by

W Kenwright CBE
Director

CONSOLIDATED CASH FLOW STATEMENT

FOR THE YEAR ENDED 31 MAY 2013

	NOTES	2013 £'000	2013 £'000	2012 £'000	2012 £'000
CASH INFLOW / (OUTFLOW) FROM OPERATING ACTIVITIES	**21A**		**3,716**		**(7,167)**
RETURNS ON INVESTMENT AND SERVICING OF FINANCE					
INTEREST RECEIVED		23		112	
INTEREST PAID		(4,061)		(4,130)	
FINANCE LEASE AND HIRE PURCHASE INTEREST		(7)		(5)	
NET CASH OUTFLOW FROM RETURNS ON INVESTMENTS AND SERVICING OF FINANCE			**(4,045)**		**(4,023)**
TAXATION			**-**		**-**
CAPITAL EXPENDITURE AND FINANCIAL INVESTMENT					
PURCHASE OF INTANGIBLE FIXED ASSETS		(14,526)		(12,782)	
PURCHASE OF TANGIBLE FIXED ASSETS		(599)		(428)	
PROCEEDS FROM THE DISPOSAL OF TANGIBLE FIXED ASSETS		16		1	
PROCEEDS FROM THE DISPOSAL OF INTANGIBLE FIXED ASSETS		15,099		23,364	
NET CASH (OUTFLOW) / INFLOW FROM CAPITAL EXPENDITURE AND FINANCIAL INVESTMENT			**(10)**		**10,155**
NET CASH OUTFLOW BEFORE FINANCING			(339)		(1,035)
FINANCING					
NEW LOANS		10,000		-	
REPAYMENT OF LOANS	21C	(898)		(866)	
CAPITAL ELEMENT OF FINANCE LEASE AND HIRE PURCHASE PAYMENTS	21C	(60)		(39)	
NET CASH INFLOW / (OUTFLOW) FROM FINANCING			9,042		(905)
INCREASE / (DECREASE) IN CASH	**21B**		**8,703**		**(1,940)**

NOTES TO ACCOUNTS

FOR THE YEAR ENDED 31 MAY 2013

1 ACCOUNTING POLICIES

The principal accounting policies are summarised below. They have all been applied consistently throughout the year and the preceding year.

(i) Accounting Convention

The financial statements are prepared under the historical cost convention as modified by the revaluation of freehold properties, plant & equipment and in accordance with applicable law and United Kingdom accounting standards.

(ii) Basis of Preparation

The consolidated financial statements incorporate the financial statements of the company and all its subsidiary undertakings. Under s408 of the Companies Act 2006 the Company is exempt from the requirement to present its own profit and loss account. The result for the financial year for the Company is disclosed in note 9 to these financial statements. The results of subsidiary undertakings acquired or disposed of during the year are included in the consolidated profit and loss account from the date of their acquisition or up until the date of their disposal. Intra-group trading is eliminated on consolidation.

Going Concern

As set out in the Directors' Responsibilities Statement on page 50, in preparing these financial statements the Directors are required to prepare the financial statements on the going concern basis unless it is inappropriate to presume that the Group will continue in business. In satisfaction of this responsibility the Directors have reviewed in detail the business' cash flow projections, and considered the Group's ability to meet its liabilities as they fall due.

The Group meets its day to day working capital requirements through an overdraft facility and a bank loan. Additionally, because of the predictable nature of football club revenue streams, the Group has obtained further funding post year end through the securitisation of future guaranteed revenues, as is common industry practice, and as it has done in the past. This funding replaced an existing loan and is repayable in August 2014. Based on ongoing dialogue with the existing and potential funders, the Directors are confident that this facility will be replaced by an equivalent facility on repayment.

The Group's current overdraft facility and bank loan expire on 31 July 2014. The timing of the expiry of the current facilities on 31 July 2014 allows the Group's bankers and the Directors to agree appropriate facilities for the following season based on performance in the 2013/14 Premier League season and reflect activities, including the Group's player trading activity in the January 2014 transfer window and the start of the summer 2014 transfer window.

The Directors have worked closely with the bank throughout the year and based on

THE

discussions with the bank believe that it is the bank's current intention to renew the facility agreements or put in place arrangements to provide similar facilities for the following season, in each case subject to review at the end of the current football season with the knowledge of the level of player trading over the period and with the amount and terms to be negotiated at the appropriate time.

The Directors acknowledge the need for further discussion and agreement with the bank, thereby giving rise to a degree of uncertainty on the final outcome regarding bank funding. However, the Directors consider discussions with the bank to be of appropriate comfort to them in the circumstances. In particular, the Directors consider it to be common practice for many Premier League football clubs for the exact level and terms of the facility to be reviewed at the end of each football season. Based on the ongoing dialogue with the bank, the Directors are confident that the current facilities will be renewed at a similar level, or replaced by equivalent facilities, for the 2014/15 Premier League season.

The Group's trading projections show that it has a reasonable expectation of staying within its currently available, and future anticipated, finance facilities, including the overdraft and bank loan facilities and the available agreed securitisation facilities against future revenues referred to above, for at least 12 months from the date of signing of these accounts. In preparing these trading projections, a number of additional inherent uncertainties have been identified; notably on-field performance and the resultant reduction in the Premier League domestic broadcasting merit award payment and the level of player trading.

The Directors have considered the uncertainty surrounding the renewal of the facilities and other inherent uncertainties and, in the event that they would be required, have identified a number of potential mitigating actions to manage any resulting forecast shortfall against current facilities including the ability within the industry to securitise additional future guaranteed revenues and flexibility around player trading.

Based on the mitigating actions referred to above and the comfort obtained from their bankers, the Directors have a reasonable expectation that the Group will have adequate resources to continue in operational existence for the foreseeable future. Accordingly they adopt the going concern basis in preparing the Annual Report and Accounts.

(iii) Turnover
Turnover is stated exclusive of value added tax, and match receipts are recognised net of payments owing to visiting clubs, the Premier League, the Football Association and the Football League.

Gate and other match day revenue is recognised over the period of the football season as games are played. Sponsorship and similar commercial income is recognised over the duration of the respective contracts. The fixed element of broadcasting revenues is recognised over the duration of the football season it relates to whilst facility fees for live coverage or highlights are taken when earned. Merit awards are accounted for only when known at the end of the football season.

(iv) Tangible Fixed Assets and Depreciation
Depreciation is not provided on freehold land. On properties it is provided to write off the costs or revalued amounts less estimated residual value (based on prices prevailing at the date of acquisition or revaluation) in equal annual instalments over the estimated useful economic lives of the assets which are considered to be between 10 and 40 years. No depreciation is provided on assets in the course of construction. Depreciation is charged on a straight line basis of three years for vehicles and five years for plant and equipment.

The Group has taken advantage of the transitional provisions of Financial Reporting Standard 15 'Tangible fixed assets' and retained the book amounts of certain freehold properties which were revalued prior to implementation of that standard. The properties were last revalued at 31 May 1999 and the valuations have not subsequently been updated.

(v) Grants
Grants of a capital nature are credited to deferred income and amortised to the profit and loss account on a systematic basis over the useful economic life of the asset to which they relate.

(vi) a) Current Taxation
Current taxation, including UK corporation tax and foreign tax, is provided at amounts expected to be paid (or recovered) using tax rates and laws that have been enacted or substantively enacted by the balance sheet date.

(vi) b) Deferred Taxation
Deferred taxation is provided in full on timing differences that result in an obligation at the balance sheet date to pay more tax, or a right to pay less tax, at a future date, at rates expected to apply when they crystallise based on current tax rates and law. Timing differences arise from the inclusion of items of income and expenditure in taxation computations in periods different from those in which they are included in financial statements.

Deferred tax assets are recognised to the extent that it is regarded as more likely than not that they will be recovered. Deferred tax assets and liabilities are not discounted.

(vii) Intangible Fixed Assets - Players' Registrations
The cost of players' registrations, including agents' fees, is capitalised and amortised over the period of the respective players' contracts in accordance with Financial Reporting Standard 10 'Accounting for goodwill and intangible assets'. The transfer fee levy refund received during the year is credited against additions to intangible assets.

NOTES TO ACCOUNTS

FOR THE YEAR ENDED 31 MAY 2013 (CONTINUED)

THE

1 ACCOUNTING POLICIES (CONTINUED)

When a playing contract is extended, any costs associated with securing the extensions are added to the unamortised balance (at the date of the amendment) and the revised book value is amortised over the remaining revised contract period.

(viii) Contingent Appearance Fees

Where the Directors consider the likelihood of a player meeting future appearance criteria specified in the transfer agreement of the player to be probable, provision for this cost is made (see note 17). If the likelihood of meeting these criteria is merely possible not probable, then no provision is made but the potential obligations are disclosed as contingent liabilities (see note 22).

(ix) Signing-on Fees and Loyalty Bonuses

Signing-on fees and loyalty bonuses represent a normal part of the employment cost of the player and as such are charged to the profit and loss account in the period in which the payment becomes due, except in the circumstances of a player disposal. In that case any remaining signing-on fees and loyalty bonuses due are allocated in full against profit or loss on disposal of players' registrations in the year in which the player disposal is made. Those instalments due in the future on continued service are not provided for but are noted as contingent liabilities (see note 22).

(x) Investments

Investments held as fixed assets are stated at cost less any provision for impairment.

(xi) Lease Rentals

Where the company enters into a lease which entails substantially taking all the risks and rewards of ownership of an asset the lease is treated as a finance lease. Assets acquired under finance leases are capitalised and depreciated over the shorter of their lease term or their estimated useful lives. The interest element of the rental obligations is charged to the profit and loss account over the period of the lease. Operating lease rentals are charged to the profit and loss account on a straight line basis over the period of the lease even when payments are not made on such a basis.

(xii) Foreign Currency Transactions

Transactions denominated in foreign currencies are translated into sterling at the rates ruling at the dates of the transactions. Monetary assets and liabilities denominated in foreign currencies are translated at the rates of exchange ruling at the balance sheet date. All exchange differences are recognised in the profit and loss account.

(xiii) Pensions

Certain staff of the Group are members of either the Football League Limited Players Retirement Income Scheme, a defined contribution scheme, or the Football League Limited Pension and Life Assurance Scheme ("FLLPLAS"; "the Scheme"), a defined benefit scheme. As one of a number of participating employers in the FLLPLAS, the Group is advised only of its share of the Scheme's deficit and recognises a liability in respect of this. As a result, the contributions paid to the scheme reduce the provision. The Group is unable to identify its share of the underlying assets and liabilities of the Scheme on a consistent and reliable basis and therefore, as required by FRS 17 'Retirement benefits', accounts for the Scheme as if it were a defined contribution scheme.

NOTES TO THE ACCOUNTS

FOR THE YEAR ENDED 31 MAY 2013

2 TURNOVER	2013	2012
TURNOVER, ALL OF WHICH ORIGINATES IN THE UNITED KINGDOM, CAN BE ANALYSED AS FOLLOWS:	£'000	£'000
GATE RECEIPTS AND PROGRAMME SALES	17,486	16,779
BROADCASTING	55,699	52,790
SPONSORSHIP, ADVERTISING AND MERCHANDISING	7,644	7,068
CATERING	1,180	924
OTHER COMMERCIAL ACTIVITIES	4,388	2,970
	86,397	**80,531**

3 OPERATING EXPENSES	2013	2012
	£'000	£'000
AMORTISATION OF PLAYERS' REGISTRATIONS (NOTE 10)	10,570	12,852
STAFF COSTS (NOTE 7)	63,049	63,389
DEPRECIATION (NOTE 11)	829	820
OTHER OPERATING COSTS	21,800	22,724
TOTAL OPERATING EXPENSES	**96,248**	**99,785**

4 OPERATING PROFIT / (LOSS)	2013	2012
	£'000	£'000
THE OPERATING PROFIT / (LOSS) IS STATED AFTER CHARGING / (CREDITING):		
DEPRECIATION - PROPERTY	254	254
DEPRECIATION - OTHER	575	566
AMORTISATION OF GRANTS	(38)	(38)
OPERATING LEASE RENTALS		
MOTOR VEHICLES	212	222
OFFICE EQUIPMENT	96	121
LAND AND PROPERTIES	1,399	1,277
THE ANALYSIS OF AUDITOR'S REMUNERATION IS AS FOLLOWS:		
FEES PAYABLE TO THE COMPANY'S AUDITOR FOR THE AUDIT OF THE COMPANY'S ANNUAL ACCOUNTS	49	36
FEES PAYABLE TO THE COMPANY'S AUDITOR FOR THE AUDIT OF THE COMPANY'S SUBSIDIARIES	6	6
TOTAL AUDIT FEES	**55**	**42**
OTHER NON-AUDIT SERVICES		
TAX SERVICES	118	177
OTHER SERVICES	14	83
TOTAL NON-AUDIT FEES	**132**	**260**

5 INTEREST RECEIVABLE AND SIMILAR INCOME	2013	2012
	£'000	£'000
BANK INTEREST RECEIVABLE	**23**	**112**

NOTES TO THE ACCOUNTS

FOR THE YEAR ENDED 31 MAY 2013

6 INTEREST PAYABLE AND SIMILAR CHARGES	2013 £'000	2012 £'000
BANK OVERDRAFTS	771	859
FINANCE LEASES AND HIRE PURCHASE AGREEMENTS	7	5
OTHER LOANS	3,427	3,241
	4,205	**4,105**

Included in interest on other loans is interest of £1,823,000 (2012: £1,891,000) on loans not wholly repayable in full within five years.

7 PARTICULARS OF EMPLOYEES THE AVERAGE WEEKLY NUMBER OF EMPLOYEES DURING THE YEAR WAS AS FOLLOWS:	2013 NUMBER	2012 NUMBER
PLAYING, TRAINING AND MANAGEMENT	82	87
YOUTH ACADEMY	31	31
MARKETING AND MEDIA	32	27
MANAGEMENT AND ADMINISTRATION	53	48
MAINTENANCE, SECURITY, PITCH AND GROUND SAFETY	36	35
	234	**228**

In addition, the Group employed an average of 437 temporary staff on matchdays (2012: 400).

AGGREGATE PAYROLL COSTS FOR THE ABOVE EMPLOYEES WERE AS FOLLOWS:	2013 £'000	2012 £'000
WAGES AND SALARIES	55,320	55,549
SOCIAL SECURITY COSTS	7,328	7,465
OTHER PENSION COSTS	401	375
	63,049	**63,389**

Directors' Remuneration

The Directors of the Company received no remuneration during the year (2012: £nil).

NOTES TO THE ACCOUNTS

FOR THE YEAR ENDED 31 MAY 2013

8 TAX ON PROFIT / (LOSS) ON ORDINARY ACTIVITIES

There was no tax charge in the year (2012: £nil).

a) Factors affecting the tax charge for the current year

The tax assessed for the year is lower than that resulting from applying the effective standard rate of corporation tax in the UK: 23.83% (2012: 25.67%).

	2013	2012
	£'000	£'000
PROFIT / (LOSS) ON ORDINARY ACTIVITIES BEFORE TAXATION	**1,597**	**(9,106)**
TAX ON PROFIT / (LOSS) ON ORDINARY ACTIVITIES AT THE STANDARD RATE	381	(2,338)
(NON-TAXABLE INCOME) / EXPENSES NOT DEDUCTIBLE FOR TAX PURPOSES	(186)	730
DEPRECIATION (LESS THAN) / IN EXCESS OF CAPITAL ALLOWANCES	(182)	234
OTHER SHORT TERM TIMING DIFFERENCES	(20)	141
LAND REMEDIATION RELIEF	-	(1)
LOSSES CARRIED FORWARD	-	1,234
GROUP RELIEF	7	-
CURRENT TAX CHARGE FOR THE YEAR	**-**	**-**

b) Factors that may affect the future tax charge

A deferred tax asset of £13.9m (2012: £15.0m) has not been recognised. The asset will be recovered when relevant profits are available against which the timing differences concerned will be offset.

9 COMPANY PROFIT AND LOSS ACCOUNT

The Company has taken advantage of Section 408 of the Companies Act 2006 and has not presented its own profit and loss account. The Company's profit for the year was £1,598,000 (2012: loss of £9,109,000).

10 INTANGIBLE FIXED ASSETS - GROUP AND COMPANY

	TOTAL
COST	**£'000**
AT 1ST JUNE 2012	72,575
ADDITIONS IN THE YEAR	17,359
DISPOSALS IN THE YEAR	(10,681)
AT 31ST MAY 2013	**79,253**
AMORTISATION	
AT 1ST JUNE 2012	48,648
PROVIDED DURING THE YEAR	10,570
ELIMINATED ON DISPOSALS	(9,566)
AT 31ST MAY 2013	**49,652**
NET BOOK VALUE	
AT 31ST MAY 2013	**29,601**
AT 31ST MAY 2012	23,927

The intangible fixed assets relate entirely to the cost of players' registrations.

NOTES TO THE ACCOUNTS

FOR THE YEAR ENDED 31 MAY 2013

11 TANGIBLE FIXED ASSETS

GROUP	PROPERTIES £'000	PLANT AND EQUIPMENT £'000	VEHICLES £'000	TOTAL £'000
COST OR VALUATION				
AT 1ST JUNE 2012	11,142	9,525	112	20,779
ADDITIONS IN THE YEAR	-	660	6	666
DISPOSALS IN THE YEAR	-	(31)	-	(31)
AT 31ST MAY 2013	**11,142**	**10,154**	**118**	**21,414**
DEPRECIATION				
AT 1ST JUNE 2012	5,837	8,438	110	14,385
PROVIDED DURING THE YEAR	254	571	4	829
ON DISPOSALS	-	(28)	-	(28)
AT 31ST MAY 2013	**6,091**	**8,981**	**114**	**15,186**
NET BOOK VALUE				
AT 31ST MAY 2013	**5,051**	**1,173**	**4**	**6,228**
AT 31ST MAY 2012	5,305	1,087	2	6,394

COMPANY	PROPERTIES £'000	PLANT AND EQUIPMENT £'000	VEHICLES £'000	TOTAL £'000
COST OR VALUATION				
AT 1ST JUNE 2012	42	9,525	112	9,679
ADDITIONS IN THE YEAR	-	660	6	666
DISPOSALS IN THE YEAR	-	(31)	-	(31)
AT 31ST MAY 2013	**42**	**10,154**	**118**	**10,314**
DEPRECIATION				
AT 1ST JUNE 2012	27	8,438	110	8,575
PROVIDED DURING THE YEAR	9	571	4	584
ON DISPOSALS	-	(28)	-	(28)
AT 31ST MAY 2013	**36**	**8,981**	**114**	**9,131**
NET BOOK VALUE				
AT 31ST MAY 2013	**6**	**1,173**	**4**	**1,183**
AT 31ST MAY 2012	15	1,087	2	1,104

NOTES TO THE ACCOUNTS

FOR THE YEAR ENDED 31 MAY 2013

11 TANGIBLE FIXED ASSETS (CONTINUED)

The Club's premises at Goodison Park, the equipment and contents (but not including computer equipment or motor vehicles), together with an immaterial amount of residential properties were revalued at £12,272,550 by John Foord & Company as at 31st May 1999.

The freehold buildings at Goodison Park were valued at depreciated replacement cost, and the land at open market value for its existing use. The freehold land of £650,000 (2012: £650,000) has not been depreciated. The residential properties have been revalued at open market value basis with the benefit of full vacant possession or subject to and with the benefit of the various leases/agreements as appropriate.

If the freehold properties had not been revalued regularly since 1983 they would have been included at the following amounts on the basis previously appertaining:

	2013	2012
	£'000	£'000
COST	9,146	9,146
AGGREGATE DEPRECIATION	(5,133)	(5,010)
NET BOOK VALUE	**4,013**	**4,136**

12 INVESTMENTS

FIXED ASSET INVESTMENTS

	SUBSIDIARY UNDERTAKINGS
COMPANY	
COST	£
AS AT 1ST JUNE 2012 AND 31ST MAY 2013	5
NET BOOK VALUE	
AS AT 1ST JUNE 2012 AND 31ST MAY 2013	5

Details of the principal operating subsidiaries as at 31st May 2013, all registered in England and Wales, were as follows:

Name of Company	% owned	Nature of business
Goodison Park Stadium Limited	100	Provision of football entertainment facilities
Everton Investments Limited	100	Issuer of loan notes
The Everton Ladies Football Club Limited	100	Professional football club

CURRENT ASSET INVESTMENTS

Group

Current asset investments consist of four month treasury deposits of £2,767,000 (2012: £2,767,000).

NOTES TO THE ACCOUNTS

FOR THE YEAR ENDED 31 MAY 2013

13 LEASE COMMITMENTS

The Group and Company has operating lease commitments to meet during the next year in respect of land and property leases, motor vehicles and office equipment, as follows:

	LAND AND PROPERTIES		OTHER		TOTAL	
	2013	2012	2013	2012	2013	2012
	£'000	£'000	£'000	£'000	£'000	£'000
EXPIRING WITHIN ONE YEAR	5	5	2	108	7	113
EXPIRING BETWEEN TWO AND FIVE YEARS	-	-	225	33	225	33
EXPIRING IN MORE THAN FIVE YEARS	954	1,341	-	-	954	1,341
	959	**1,346**	**227**	**141**	**1,186**	**1,487**

	GROUP		COMPANY	
	2013	2012	2013	2012
14 DEBTORS	£'000	£'000	£'000	£'000
TRADE DEBTORS	7,616	5,719	7,506	5,108
OTHER DEBTORS	1	1	-	-
PREPAYMENTS AND ACCRUED INCOME	2,223	2,336	2,168	2,273
	9,840	**8,056**	**9,674**	**7,381**

	GROUP		COMPANY	
	2013	2012	2013	2012
15 CREDITORS - AMOUNTS FALLING DUE WITHIN ONE YEAR	£'000	£'000	£'000	£'000
BANK OVERDRAFT (SECURED)	2,312	11,015	3,809	12,510
OTHER LOANS (SEE NOTE 16)	19,836	14,898	18,868	14,000
OBLIGATIONS UNDER FINANCE LEASE AND HIRE PURCHASE AGREEMENTS	44	39	44	39
TRADE CREDITORS	6,455	6,699	6,447	6,693
AMOUNTS DUE TO SUBSIDIARIES	-	-	21,303	21,286
SOCIAL SECURITY AND OTHER TAXES	8,127	6,394	8,934	7,120
ACCRUALS AND DEFERRED INCOME	21,648	18,121	12,275	8,995
	58,422	**57,166**	**71,680**	**70,643**

NOTES TO THE ACCOUNTS

FOR THE YEAR ENDED 31 MAY 2013

	GROUP		COMPANY	
	2013	2012	2013	2012
16 CREDITORS - AMOUNTS FALLING DUE AFTER MORE THAN ONE YEAR	£'000	£'000	£'000	£'000
OTHER LOANS (SEE BORROWINGS BELOW)	25,857	22,791	4,000	-
OBLIGATIONS UNDER FINANCE LEASE AND HIRE PURCHASE AGREEMENTS	10	8	10	8
TRADE CREDITORS	2,750	975	2,750	975
ACCRUALS AND DEFERRED INCOME	3,085	3,402	2,152	2,431
	31,702	**27,176**	**8,912**	**3,414**

BORROWINGS	BANK OVERDRAFT		OTHER LOANS		FINANCE LEASES AND HIRE PURCHASE		TOTAL	
	2013	2012	2013	2012	2013	2012	2013	2012
GROUP	£'000	£'000	£'000	£'000	£'000	£'000	£'000	£'000
ANALYSIS OF BORROWINGS PAYABLE BY INSTALMENTS:								
WITHIN ONE YEAR	2,312	11,015	19,836	14,898	44	39	22,192	25,952
BETWEEN ONE AND TWO YEARS	-	-	5,044	968	10	8	5,054	976
BETWEEN TWO AND FIVE YEARS	-	-	3,644	3,381	-	-	3,644	3,381
AFTER MORE THAN FIVE YEARS	-	-	17,439	18,746	-	-	17,439	18,746
PREPAID FINANCE COSTS	-	-	(270)	(304)	-	-	(270)	(304)
	2,312	**11,015**	**45,693**	**37,689**	**54**	**47**	**48,059**	**48,751**

	BANK OVERDRAFT		OTHER LOANS		FINANCE LEASES AND HIRE PURCHASE		TOTAL	
	2013	2012	2013	2012	2013	2012	2013	2012
COMPANY	£'000	£'000	£'000	£'000	£'000	£'000	£'000	£'000
ANALYSIS OF BORROWINGS PAYABLE BY INSTALMENTS:								
WITHIN ONE YEAR	3,809	12,510	18,868	14,000	44	39	22,721	26,549
BETWEEN ONE AND TWO YEARS	-	-	4,000	-	10	8	4,010	8
	3,809	**12,510**	**22,868**	**14,000**	**54**	**47**	**26,731**	**26,557**

NOTES TO THE ACCOUNTS

FOR THE YEAR ENDED 31 MAY 2013

16 BORROWINGS (CONTINUED)

The bank overdraft is principally secured via a lightweight floating charge over all the assets and undertakings (excluding Goodison Park Stadium) of the Company.

Other loans include £23,095,000 of loan notes (2012: £23,993,000) which are repayable in annual instalments over a 25 year period at a fixed interest rate of 7.79%. The first payment under the agreement was made on 30th September 2002 amounting to £1,588,000 with subsequent annual payments of £2,767,000 (including interest) starting on 30th September 2003.

The notes will be repaid in a securitisation agreement serviced by future season ticket sales. The costs incurred in raising the finance, amounting to £710,000, have been offset against the original £30,000,000 loan, and are contained within prepaid finance costs and charged to the profit and loss in line with the interest charge over a period of 25 years.

Other loans also include £12,868,000 (2012: £14,000,000) secured by legal charges over the Company's guaranteed Premier League broadcast revenues. This loan incurs interest at a rate of 8.8% and was repaid in August 2013. The group has obtained further funding post year end as described in note 1.

	GROUP AND COMPANY		
	PENSIONS (NOTE 23)	CONTINGENT APPEARANCE FEES (NOTE 1)	TOTAL
17 PROVISION FOR LIABILITIES	£'000	£'000	£'000
AT 1ST JUNE 2012	838	257	1,095
UTILISED IN THE YEAR	(105)	-	(105)
PROVIDED IN THE YEAR	-	18	18
AT 31ST MAY 2013	**733**	**275**	**1,008**

There are no amounts provided for deferred tax at 31st May 2013 or 31st May 2012.

	2013	2012
18 EQUITY SHARE CAPITAL	£'000	£'000
ALLOTTED, ISSUED AND FULLY PAID		
35,000 ORDINARY SHARES OF £1 EACH	35	35

NOTES TO THE ACCOUNTS

FOR THE YEAR ENDED 31 MAY 2013

19 RESERVES

GROUP	SHARE PREMIUM ACCOUNT £'000	REVALUATION RESERVE £'000	PROFIT & LOSS ACCOUNT £'000
BALANCE AT 1ST JUNE 2012	24,968	3,049	(72,345)
PROFIT FOR THE YEAR	-	-	1,597
BALANCE AT 31ST MAY 2013	**24,968**	**3,049**	**(70,748)**

COMPANY	SHARE PREMIUM ACCOUNT £'000	REVALUATION RESERVE £'000	PROFIT & LOSS ACCOUNT £'000
BALANCE AT 1ST JUNE 2012	24,968	1,165	(68,908)
PROFIT FOR THE YEAR	-	-	1,598
BALANCE AT 31ST MAY 2013	**24,968**	**1,165**	**(67,310)**

20 RECONCILIATION OF MOVEMENTS IN SHAREHOLDERS' DEFICIT

GROUP	2013 £'000	2012 £'000
PROFIT / (LOSS) FOR THE YEAR AND NET MOVEMENT IN SHAREHOLDERS' DEFICIT	1,597	(9,106)
OPENING SHAREHOLDERS' DEFICIT	(44,293)	(35,187)
CLOSING SHAREHOLDERS' DEFICIT	**(42,696)**	**(44,293)**

NOTES TO THE ACCOUNTS

FOR THE YEAR ENDED 31 MAY 2013

21 CASH FLOW STATEMENT	2013 £'000	2012 £'000
A) RECONCILIATION OF OPERATING LOSS TO NET CASH (OUTFLOW) / INFLOW FROM OPERATING ACTIVITIES		
PROFIT / (LOSS) BEFORE INTEREST AND TAX	5,779	(5,113)
PROFIT ON DISPOSAL OF PLAYERS' REGISTRATIONS	(15,617)	(14,141)
PROFIT ON DISPOSAL OF TANGIBLE FIXED ASSETS	(13)	-
OPERATING LOSS	**(9,851)**	**(19,254)**
DEPRECIATION CHARGE	829	820
AMORTISATION OF GRANTS	(38)	(38)
AMORTISATION OF PLAYERS' REGISTRATIONS	10,570	12,852
INCREASE IN DEBTORS	(345)	(1,088)
(DECREASE) / INCREASE IN PROVISIONS	(105)	549
INCREASE / (DECREASE) IN CREDITORS	2,656	(1,008)
NET CASH INFLOW / (OUTFLOW) FROM OPERATING ACTIVITIES	**3,716**	**(7,167)**

B) ANALYSIS OF CHANGES IN NET DEBT	AT 1ST JUNE 2012 £'000	CASH FLOWS £'000	NON CASH MOVEMENTS £'000	AT 31ST MAY 2013 £'000
BANK OVERDRAFT	(11,015)	8,703	-	(2,312)
	(11,015)	**8,703**	**-**	**(2,312)**
DEBT DUE WITHIN ONE YEAR	(14,898)	898	(5,836)	(19,836)
DEBT DUE AFTER ONE YEAR	(22,791)	-	(3,066)	(25,857)
FINANCE LEASE AND HIRE PURCHASE AGREEMENTS	(47)	60	(67)	(54)
CURRENT ASSET INVESTMENTS	2,767	-	-	2,767
	(45,984)	**9,661**	**(8,969)**	**(45,292)**

NOTES TO THE ACCOUNTS

FOR THE YEAR ENDED 31 MAY 2013

21 CASH FLOW STATEMENT (CONTINUED)

C) RECONCILIATION OF MOVEMENTS IN NET DEBT	2013 £'000	2012 £'000
INCREASE / (DECREASE) IN CASH IN THE YEAR	8,703	(1,940)
CASH OUTFLOW FROM DECREASE IN NET DEBT	898	866
CASH OUTFLOW FROM DECREASE IN FINANCE LEASE AND HIRE PURCHASE FINANCING	60	39
CHANGE IN NET DEBT RESULTING FROM CASH FLOWS IN THE YEAR	9,661	(1,035)
NON CASH MOVEMENTS	(8,969)	(35)
NET DEBT AS AT 1ST JUNE 2012 / 2011	(45,984)	(44,914)
NET DEBT AS AT 31ST MAY 2013 / 2012	**(45,292)**	**(45,984)**

22 CONTINGENT LIABILITIES

No provision is included in the accounts for transfer fees of £6,135,000 (2012: £7,424,000) which are, as at 31 May 2013, contingent upon future appearances of certain players; or signing-on fees and loyalty bonuses, as at 31 May 2013, of £5,077,000 (2012: £5,398,000) which would become due to certain players if they are still in the service of the Club on specific future dates.

23 PENSIONS

Certain staff of the Group are members of either the Football League Limited Players Retirement Income Scheme, a defined contribution scheme, or the Football League Limited Pension and Life Assurance Scheme ("FLLPLAS"; "the Scheme"), a defined benefit scheme. As one of a number of participating employers in the FLLPLAS, the Group is advised only of its share of the Scheme's deficit and recognises a liability in respect of this. As a result, the contributions paid to the scheme reduce the provision. The Group is unable to identify its share of the underlying assets and liabilities of the Scheme on a consistent and reliable basis and therefore, as required by FRS 17 'Retirement benefits', accounts for the Scheme as if it were a defined contribution scheme. In May 2012 a further MFR deficit was identified in the Scheme, which increased the outstanding deficit allocated to the Group by £607,000 resulting in an increase in contributions advised by the Actuary.

Contributions are also paid into individuals private pension schemes. Total contributions across all schemes during the year amounted to £401,000 (2012: £375,000).

24 POST BALANCE SHEET EVENTS

Since 31 May 2013, the Club has entered into transfer agreements for confirmed contracted net transfer fees receivable of £4,274,000.

25 FRS 8 - RELATED PARTY TRANSACTIONS

Everton In The Community is a registered Charity (Number 1099366) incorporated on 31 July 2003 and began trading on 1st June 2004. The Charity operates separately from the Group hence has not been consolidated in the Group results, but as at 31 May 2013 Everton Football Club Company Limited employees held two of the six Trustee positions at the Charity. During the year Everton Football Club Company Limited incurred net operating costs of £120,000 (2012: £120,000) on behalf of the Charity.

26 CAPITAL COMMITMENTS

There were no capital commitments at 31 May 2013 or 31 May 2012.

18
78
NIL SATIS NISI OPTIMUM
Everton

07

SECTION .....

FIRST TEA STATISTIC

REVIEW 2012-13 .....

M
S

FIRST TEAM RESULTS

2012-13

DATE	OPPONENT		RESULT	ATTENDANCE	POINTS	POSITION
20.08.12	MANCHESTER UNITED	H	1-0	38,415	3	7
25.08.12	ASTON VILLA	A	3-1	36,565	6	3
29.08.12	LEYTON ORIENT - CAPITAL ONE CUP R2	H	5-0	24,124		
01.09.12	WEST BROMWICH ALBION	A	0-2	25,383	0	5
17.09.12	NEWCASTLE UNITED	H	2-2	32,510	7	7
22.09.12	SWANSEA CITY	A	3-0	20,464	10	2
25.09.12	LEEDS UNITED - CAPITAL ONE CUP R3	A	1-2	21,164		
29.09.12	SOUTHAMPTON	H	3-1	37,922	13	2
06.10.12	WIGAN ATHLETIC	A	2-2	18,759	14	3
21.10.12	QUEENS PARK RANGERS	A	1-1	17,959	15	4
28.10.12	LIVERPOOL	H	2-2	39,613	16	5
03.11.12	FULHAM	A	2-2	25,699	17	4
10.11.12	SUNDERLAND	H	2-1	35,999	20	4
17.11.12	READING	A	1-2	24,184	20	5
24.11.12	NORWICH CITY	H	1-1	34,502	21	5
28.11.12	ARSENAL	H	1-1	37,141	22	6
01.12.12	MANCHESTER CITY	A	1-1	47,386	23	6
09.12.12	TOTTENHAM HOTSPUR	H	2-1	36,494	26	4
15.12.12	STOKE CITY	A	1-1	27,008	27	4
22.12.12	WEST HAM UNITED	A	2-1	35,005	30	4
26.12.12	WIGAN ATHLETIC	H	2-1	38,749	33	5
30.12.12	CHELSEA	H	1-2	39,485	33	6
02.01.13	NEWCASTLE UNITED	A	2-1	49,391	36	5
07.01.13	CHELTENHAM TOWN - FA CUP R3	A	5-1	6,891		
12.01.13	SWANSEA CITY	H	0-0	35,782	37	5
21.01.13	SOUTHAMPTON	A	0-0	28,359	38	5
26.01.13	BOLTON WANDERERS - FA CUP R4	A	2-1	18,760		
30.01.13	WEST BROMWICH ALBION	H	2-1	31,376	41	5
02.02.13	ASTON VILLA	H	3-3	38,121	42	5
10.02.13	MANCHESTER UNITED	A	0-2	75,525	42	6
16.02.13	OLDHAM ATHLETIC - FA CUP R5	A	2-2	9,473		
23.02.13	NORWICH CITY	A	1-2	26,828	42	6
26.02.13	OLDHAM ATHLETIC - FA CUP R5 REPLAY	H	3-1	32,688		
02.03.13	READING	H	3-1	35,244	45	6
09.03.13	WIGAN ATHLETIC - FA CUP QF	H	0-3	35,068		
16.03.13	MANCHESTER CITY	H	2-0	36,519	48	6
30.03.13	STOKE CITY	H	1-0	33,977	51	6
07.04.13	TOTTENHAM HOTSPUR	A	2-2	36,192	52	6
13.04.13	QUEENS PARK RANGERS	H	2-0	34,876	55	6
16.04.13	ARSENAL	A	0-0	60,071	56	6
20.04.13	SUNDERLAND	A	0-1	44,614	56	6
27.04.13	FULHAM	H	1-0	34,563	59	6
05.05.13	LIVERPOOL	A	0-0	44,991	60	6
12.05.13	WEST HAM UNITED	H	2-0	39,475	63	6
19.05.13	CHELSEA	A	1-2	41,794	63	6

FINAL LEAGUE PLACINGS 2012-13 AND FIXTURES 2013-14

			HOME					AWAY						
		P	W	D	L	F	A	W	D	L	F	A	GL DIF.	PTS
1	MANCHESTER UNITED	38	16	0	3	45	19	12	5	2	41	24	43	89
2	MANCHESTER CITY	38	14	3	2	41	15	9	6	4	25	19	32	78
3	CHELSEA	38	12	5	2	41	16	10	4	5	34	23	36	75
4	ARSENAL	38	11	5	3	47	23	10	5	4	25	14	35	73
5	TOTTENHAM HOTSPUR	38	11	5	3	29	18	10	4	5	37	28	20	72
6	**EVERTON**	**38**	**12**	**6**	**1**	**33**	**17**	**4**	**9**	**6**	**22**	**23**	**15**	**63**
7	LIVERPOOL	38	9	6	4	33	16	7	7	5	38	27	28	61
8	WEST BROMWICH ALBION	38	9	4	6	32	25	5	3	11	21	32	-4	49
9	SWANSEA CITY	38	6	8	5	28	26	5	5	9	19	25	-4	46
10	WEST HAM UNITED	38	9	6	4	34	22	3	4	12	11	31	-8	46
11	NORWICH CITY	38	8	7	4	25	20	2	7	10	16	38	-17	44
12	FULHAM	38	7	3	9	28	30	4	7	8	22	30	-10	43
13	STOKE CITY	38	7	7	5	21	22	2	8	9	13	23	-11	42
14	SOUTHAMPTON	38	6	7	6	26	24	3	7	9	23	36	-11	41
15	ASTON VILLA	38	5	5	9	23	28	5	6	8	24	41	-22	41
16	NEWCASTLE UNITED	38	9	1	9	24	31	2	7	10	21	37	-23	41
17	SUNDERLAND	38	5	8	6	20	19	4	4	11	21	35	-13	39
18	WIGAN ATHLETIC	38	4	6	9	26	39	5	3	11	21	34	-26	36
19	READING	38	4	8	7	23	33	2	2	15	20	40	-30	28
20	QUEENS PARK RANGERS	38	2	8	9	13	28	2	5	12	17	32	-30	25

DATE	OPPONENT	
SAT 17 AUG	NORWICH CITY	A
SAT 24 AUG	**WEST BROMWICH ALBION**	**H**
WED 28 AUG	STEVENAGE - CAPITAL ONE CUP ROUND 2	H
SAT 31 AUG	CARDIFF CITY	A
SAT 14 SEP	**CHELSEA**	**H**
SAT 21 SEP	WEST HAM UNITED	A
TUE 24 SEP	FULHAM - CAPITAL ONE CUP ROUND 3	A
MON 30 SEP	**NEWCASTLE UNITED**	**H**
SAT 5 OCT	MANCHESTER CITY	A
SAT 19 OCT	**HULL CITY**	**H**
SAT 26 OCT	ASTON VILLA	A
SUN 3 NOV	**TOTTENHAM HOTSPUR**	**H**
SAT 9 NOV	CRYSTAL PALACE	A
SAT 23 NOV	**LIVERPOOL**	**H**
SAT 30 NOV	**STOKE CITY**	**H**
WED 4 DEC	MANCHESTER UNITED	A
SUN 8 DEC	ARSENAL	A
SAT 14 DEC	**FULHAM**	**H**
SUN 22 DEC	SWANSEA CITY	A
THU 26 DEC	**SUNDERLAND**	**H**
SUN 29 DEC	**SOUTHAMPTON**	**H**
WED 1 JAN	STOKE CITY	A
SAT 4 JAN	QUEENS PARK RANGERS - F.A. CUP ROUND 3	H

DATE	OPPONENT	
SAT 11 JAN	**NORWICH CITY**	**H**
MON 20 JAN	WEST BROMWICH ALBION	A
SAT 25 JAN	STEVENAGE - F.A. CUP ROUND 4	A
TUE 28 JAN	LIVERPOOL	A
SAT 1 FEB	**ASTON VILLA**	**H**
SUN 9 FEB	TOTTENHAM HOTSPUR	A
WED 12 FEB	**CRYSTAL PALACE**	**H**
SAT 15 FEB	F.A. CUP ROUND 5	
SAT 22 FEB	CHELSEA	A
SAT 1 MAR	**WEST HAM UNITED**	**H**
SAT 8 MAR	NEWCASTLE UNITED / F.A. CUP ROUND 6	
SAT 15 MAR	**CARDIFF CITY**	**H**
SAT 22 MAR	**SWANSEA CITY**	**H**
SAT 29 MAR	FULHAM	A
SAT 5 APR	**ARSENAL**	**H**
SAT 12 APR	SUNDERLAND / F.A. CUP SEMI-FINAL (1)	
SUN 13 APR	F.A. CUP SEMI-FINAL (2)	
SAT 19 APR	**MANCHESTER UNITED**	**H**
SAT 26 APR	SOUTHAMPTON	A
SAT 3 MAY	**MANCHESTER CITY**	**H**
SUN 11 MAY	HULL CITY	A
SAT 17 MAY	F.A. CUP FINAL	

HONOURS LIST

FIRST DIVISION CHAMPIONS

1890/91, 1914/15, 1927/28, 1931/32, 1938/39, 1962/63, 1969/70, 1984/85, 1986/87
RUNNERS-UP - 1889/90, 1894/95, 1901/02, 1904/05, 1908/09, 1911/12, 1985/86

SECOND DIVISION CHAMPIONS

1930/31
RUNNERS-UP - 1953/54

FA CUP WINNERS

1906, 1933, 1966, 1984, 1995
RUNNERS-UP - 1893, 1897, 1907, 1968, 1985, 1986, 1989, 2009

FOOTBALL LEAGUE CUP RUNNERS-UP

1976/77, 1983/84

FA CHARITY SHIELD WINNERS

1928, 1932, 1963, 1970, 1984, 1985, 1987, 1995, **SHARED:** 1986

EUROPEAN CUP-WINNERS' CUP WINNERS

1984/85

FA YOUTH CUP WINNERS

1964/65, 1983/84, 1997/98
RUNNERS-UP - 1960/61, 1976/77, 1982/83, 2001/02

NIL
SATIS
NISI
OPTIMUM

GOODISON PARK, LIVERPOOL L4 4EL
T 0871 663 1878*
F 0151 286 9112
evertonfc.com

*Calls cost 10p per minute from a BT landline, mobile charges may vary, please check with your network provider.